



Dianna Spieker
Tom Green County Treasurer

FY 2023 Monthly Report
April 2023

THE STATE OF TEXAS ()
COUNTY OF TOM GREEN ()
AFFIDAVIT ()

Pursuant to LGC 114.026, I, Dianna M Spieker, Tom Green County Treasurer, do hereby submit The Treasurers' Monthly Report. This report includes, but is not limited to, money received and disbursed; debts due to (if known) and owed by the county; and all other proceedings in the treasurer's office that pertain to the Financial Standing of Tom Green County. The Treasurer's Books and the Auditor's General Ledger agree. The Bank Statements have been reconciled; any adjustments have been noted, including any amount that has been identified as irreconcilable. Irreconcilable differences will be noted and carried in transit until such time as they have been identified and reconciled on the individual bank statements.


Pursuant to GC 2256.023, Internal Management Reports are reported quarterly.

As a matter of internal accounting procedure, any interest earned that is posted by financial institutions to our accounts on the last business day of the month is not included in the combined statement of receipts and disbursements until the following month. Credit Card and E-filing funds are deposited to Clearing Accounts and reconciled monthly. Any funds not previously booked will be credited the following month. These amounts are disclosed in this report.

The total amount of deposits in custody as of the date of this report is the amount of deposits per the combined statement of receipts and disbursements listed on page 2.

Therefore, Dianna Spieker, County Treasurer of Tom Green County, Texas, who is fully sworn, upon oath, says that the within and foregoing report is true and correct to the best of her knowledge.

Filed with accompanying vouchers this, the 23rd Day of May 2023.


Dianna Spieker, Treasurer, Tom Green County / Date

Commissioners Court, having reviewed the Treasurer's Report on this date, as presented, having taken reasonable steps to ensure its accuracy and based upon presentations of the Treasurer's Office, approve the report, subject to the county auditor's review and request that it be filed with the official minutes of this meeting. {LGC 114.026(c)}

In addition, the below signatures affirm that the Treasurer's Report complies with the statutes as referenced. {LGC 114.026(d)}


The affidavit must state the amount of the cash and other assets that are in the custody of the county treasurer at the time of the examination. {LGC 114.026(d)} **\$ 85,105,101.46** Month Ending Balance




County Judge Lane Carter




Commissioner Ralph Hoelscher - Pct. #1



Commissioner Rick Bacon - Pct. #3



Commissioner Sammy Farmer - Pct. #2



Commissioner Shawn Nanny - Pct. #4

Treasurer's Monthly Report

Prepared by Dianna Spieker, Tom Green County Treasurer

Section 1 – Fund Balances

Summary of Funds	Page <u>3</u>
Trial Balance for Cash Per Fund	Page <u>8</u>
Trial Balance for Investments Per Fund	Page <u>25</u>

Section 2 - Cash Flow

Interest	Page <u>27</u>
Bank Service Charge	Page <u>29</u>
Credit Card and Efile Accounts	Page <u>30</u>

Section 3 - Debt

Bond Indebtedness	Page <u>31</u>
-------------------	----------------

Section 4 - Collateral

Wells Fargo Bank Collateral Funds the Bank has pledged on behalf of Tom Green County, per the Bank Depository Bid.	Page <u>35</u>
---	----------------

Summary of Funds

Short Codes for Bank Accounts

OPER – Operating Bank Account
Bond – Debt Bank Account
CAFÉ – Cafeteria 125 IRS Trust
LPPF – Local Provider Participation Fund
ZP CAFÉ – Zesch Pickett Cafeteria
FORT – Forfeiture
JUV – Juvenile State Funds
CSCD – Adult State Funds
PAYL – Payroll
GRANT – Grant Funds
WIRE – Wire Clearing Account

**Detailed by Type Monies Held by Treasurer Spieker
April 2023 Ending Balance**

J

<u>Bank</u>							<u>Texpool</u>
<u>Account</u>	<u>#</u>	<u>FUND</u>	<u>TOTAL</u>	<u>Wells Fargo</u>	<u>Texas Class</u>	<u>CD's</u>	<u>TexpoolPrime</u>
OPER	001	GENERAL	50,870,943.48	2,305,716.76	29,607,737.46	13,177,498.40	5,779,990.86
OPER	005	R&B #1&3	765,187.62	765,187.62			
OPER	006	R&B #2&4	546,171.02	546,171.02			
CAFÉ	009	CAFÉ' TRUST	41,625.45	41,625.45			
OPER	010	CO. LAW LIBR.	127,142.19	127,142.19			
ZP	011	ZP-CAFÉ	2,500.00	2,500.00			
OPER	012	JCTF	(5,280.59)	(5,280.59)			
OPER	013	DC TECH	67,937.42	67,937.42			
OPER	014	LANG ACCESS	15,199.21	15,199.21			
OPER	015	LIBR DONATE	430,929.08	430,929.08			
OPER	016	RECORDS MGT-DC	9,290.68	9,290.68			
OPER	018	CRTHSE SEC	63,486.67	63,486.67			
OPER	019	CC/RM	77,159.76	77,159.76			
OPER	021	CIP DONATE	15,563.01	15,563.01			
OPER	022	BATES	82,367.13	82,367.13			
OPER	023	DIST/COUNTY TECH	20,587.25	20,587.25			
OPER	024	SPEC COURT	32,233.63	32,233.63			
OPER	025	COURT FAC FEE FUND	46,285.01	46,285.01			
OPER	026	SPEC REV TRIALS	750,000.00	750,000.00			
GRANT	027	TCDP	5.00	5.00			
OPER	028	TRU/Pre Diversion	114,970.57	114,970.57			
OPER	029	CLERK OF THE COURT	5,354.52	5,354.52			
OPER	030	CC PRESERV	480,495.70	480,495.70			
OPER	031	CC	24,225.51	24,225.51			
OPER	032	CC ARCHIVE	369,475.16	369,475.16			
OPER	035	Child Abuse	360.47	360.47			
OPER	036	Third Crt of Appeals	2,622.43	2,622.43			
OPER	037	Justice Security	159,318.27	159,318.27			
OPER	038	WASTEWATER	470.00	470.00			
OPER	040	JUDICIAL ED & SUPPORT	3,078.19	3,078.19			
OPER	041	CA-Pretrial	118,639.28	118,639.28			
OPER	043	DA-Pretrial	97,240.46	97,240.46			
OPER	044	CRTRPTSV	26,110.75	26,110.75			

5

**Detailed by Type Monies Held by Treasurer Spieker
April 2023 Ending Balance**

<u>Bank</u>							<u>Texpool</u>
<u>Account</u>	<u>#</u>	<u>FUND</u>	<u>TOTAL</u>	<u>Wells Fargo</u>	<u>Texas Class</u>	<u>CD's</u>	<u>TexpoolPrime</u>
OPER	045	CO ATTY	2,130.47	2,130.47			
OPER	046	COUNTY JURY FUND	5,220.10	5,220.10			
OPER	047	JURY DONATE	1,028.80	1,028.80			
OPER	048	ELECT CNTRCT	107,744.26	107,744.26			
OPER	050	51ST D.A. ST	2,705.24	2,705.24			
OPER	051	LATERAL RDS	57,639.52	57,639.52			
FORT	052	51ST D.A.	643,677.02	643,677.02			
OPER	053	51ST DA OUTER CNTY	9,322.06	9,322.06			
LPPF	054	LPPF	7,253,857.56	7,253,857.56			
OPER	055	119TH DA ST	1,879.82	1,879.82			
OPER	056	STATE FEES-CIVIL	30,945.58	30,945.58			
FORT	058	119TH DA SPEC	14,811.27	14,811.27			
OPER	059	119TH DA OUTER CNTY	48,502.36	48,502.36			
CSCD	061	BIPP	3,185.56	3,185.56			
CSCD	062	AIC/CHAP PROGRAM	(26,303.54)	(26,303.54)			
CSCD	063	TAIP/CSC GRNT	86,830.47	86,830.47			
CSCD	064	D.T.P.	17,166.86	17,166.86			
CSCD	065	CSCD	1,381,348.94	1,381,348.94			
CSCD	066	CRTC	1,326,852.73	1,326,852.73			
CSCD	069	SUB. ABUSE	34,884.47	34,884.47			
OPER	071	ST & MPL FEES	62,617.48	62,617.48			
OPER	072	CCC	55,730.83	55,730.83			
OPER	073	GRAFFITI	640.41	640.41			
OPER	077	Unclaimed Property	34,331.93	34,331.93			
OPER	078	Bail Bond Board	744,568.54	0.28	334,568.26	410,000.00	
OPER	082	JUDICIAL-Dist/JP	50,562.71	50,562.71			
OPER	085	JUSTCT JP4 EQUIP	70,473.16	70,473.16			
BOND	089	2015 IS	1,036,658.18	1,036,658.18			
PAYL	095	PAYROLL	6,943.58	6,943.58			
OPER	097	LEOSE/Sheriff	19,922.85	19,922.85			
OPER	098	CRSFF	2,290.10	2,290.10			
OPER	100	CA LEOSE	394.94	394.94			
OPER	102	Const 1 LEOSE	4,589.59	4,589.59			

**Detailed by Type Monies Held by Treasurer Spieker
April 2023 Ending Balance**

9

<u>Bank</u>							<u>Texpool</u>
<u>Account</u>	<u>#</u>	<u>FUND</u>	<u>TOTAL</u>	<u>Wells Fargo</u>	<u>Texas Class</u>	<u>CD's</u>	<u>TexpoolPrime</u>
OPER	103	Const 2 LEOSE	8,743.49	8,743.49			
OPER	104	Const 3 LEOSE	3,785.68	3,785.68			
OPER	105	Const 4 LEOSE	2,258.30	2,258.30			
CSCD	109	TCOMI	37,638.91	37,638.91			
OPER	110	JDPF	48,806.84	48,806.84			
OPER	111	CJ EXCESS	45,944.79	45,944.79			
OPER	112	JUV Restitution	422.05	422.05			
OPER	114	Child Safety	22,712.41	22,712.41			
CSCD	116	CRTC-Female	1,298,392.05	1,298,392.05			
OPER	117	JUV Unclaimed Rest	5,122.21	5,122.21			
PAYL	125	PAYL-Benefit	28.53	28.53			
CSCD	150	CCP	24,440.34	24,440.34			
CSCD	155	CCP	55,966.36	55,966.36			
CSCD	156	CCP	36,348.71	36,348.71			
CSCD	157	Pretrail Diversion	36,029.80	36,029.80			
FORT	401	Sheriff	178,895.72	178,895.72			
JUV	503	Com Cor/Reg	103,113.36	103,113.36			
JUV	504	IV-E Prog Reg	147,819.59	147,819.59			
JUV	508	PSJPO/REG/123	13,978.05	13,978.05			
JUV	509	PY INT/Reg	12,865.37	12,865.37			
JUV	517	IV-E Prog Int Coke	10,746.92	10,746.92			
JUV	520	Grant "R" COKE	8,042.02	8,042.02			
JUV	540	GRANT "R" TGC	0.00	0.00			
JUV	541	DIVERSION TGC	(9,300.00)	(9,300.00)			
JUV	542	TJJD AWARD	42,555.44	42,555.44			
JUV	565	STATE AID REG	15,119.09	15,119.09			
JUV	575	State Aid TGC	197,145.68	197,145.68			
JUV	582	TYC	48,505.61	48,505.61			
JUV	583	IV-E Program	1,198,589.50	1,198,589.50			
JUV	595	GRANT M	9,099.07	9,099.07			
JUV	596	GRANT S	12,186.30	12,186.30			
JUV	597	IV-E Prog Int TGC	49,738.32	49,738.32			
JUV	599	PY INTEREST	8,528.73	8,528.73			

Trial Balance

Cash	11010
Securities	11512
Certificates of Deposits	11513
Texas Class	11515
Texpool	11517
Texpool Prime	11518

ACCOUNT SUMMARY TRIAL BALANCE FOR FY23/APR TO APR
 FUND 0001

ACCOUNT NAME	BEG. BALANCE	ORG	DEBITS	CREDITS	NET CHANGE	END BALANCE
0001 11010		0001				
CASH	1,349,178.17		11,814,665.72	10,858,127.13	956,538.59	2,305,716.76
TOTALS FOR FUND 0001						
GENERAL FUND	1,349,178.17		11,814,665.72	10,858,127.13	956,538.59	2,305,716.76
0005 ROAD & BRIDGE PRECINCT 1 & 3						
0005 11010		0005				
CASH	773,237.16		56,594.54	64,644.08	-8,049.54	765,187.62
TOTALS FOR FUND 0005						
ROAD & BRIDGE PRECINCT 1 & 3	773,237.16		56,594.54	64,644.08	-8,049.54	765,187.62
0006 ROAD & BRIDGE PRECINCT 2 & 4						
0006 11010		0006				
CASH	544,211.56		47,741.02	45,781.56	1,959.46	546,171.02
TOTALS FOR FUND 0006						
ROAD & BRIDGE PRECINCT 2 & 4	544,211.56		47,741.02	45,781.56	1,959.46	546,171.02
0009 CAFETERIA PLAN TRUST						
0009 11010		0009				
CASH	41,777.02		4,716.30	4,867.87	-151.57	41,625.45
TOTALS FOR FUND 0009						
CAFETERIA PLAN TRUST	41,777.02		4,716.30	4,867.87	-151.57	41,625.45
0010 COUNTY LAW LIBRARY						
0010 11010		0010				
CASH	125,970.34		6,330.03	5,158.18	1,171.85	127,142.19
TOTALS FOR FUND 0010						
COUNTY LAW LIBRARY	125,970.34		6,330.03	5,158.18	1,171.85	127,142.19
0011 CAFETERIA/ZP						
0011 11010		0011				
CASH	2,500.00		4,867.87	4,867.87	.00	2,500.00
TOTALS FOR FUND 0011						
CAFETERIA/ZP	2,500.00		4,867.87	4,867.87	.00	2,500.00
0012 JUSTICE COURT TECHNOLOGY						
0012 11010		0012				
CASH	-7,358.15		2,077.56	.00	2,077.56	-5,280.59
TOTALS FOR FUND 0012						
JUSTICE COURT TECHNOLOGY	-7,358.15		2,077.56	.00	2,077.56	-5,280.59
0013 DISTRICT CLERK TECHNOLOGY FUND						
0013 11010		0013				
CASH	67,827.75		109.67	.00	109.67	67,937.42

TOM GREEN COUNTY



01

ACCOUNT SUMMARY TRIAL BALANCE FOR FY23/APR TO APR FUND 0014

ACCOUNT ACCOUNT NAME	BEG. BALANCE	ORG	DEBITS	CREDITS	NET CHANGE	END BALANCE
TOTALS FOR FUND 0013 DISTRICT CLERK TECHNOLOGY FUND	67,827.75		109.67	.00	109.67	67,937.42
0014 LANGUAGE ACCESS FUND						
0014 11010		0014				
CASH	14,119.43		1,079.78	.00	1,079.78	15,199.21
TOTALS FOR FUND 0014 LANGUAGE ACCESS FUND	14,119.43		1,079.78	.00	1,079.78	15,199.21
0015 LIBRARY DONATIONS						
0015 11010		0015				
CASH	430,678.62		987.41	736.95	250.46	430,929.08
TOTALS FOR FUND 0015 LIBRARY DONATIONS	430,678.62		987.41	736.95	250.46	430,929.08
0016 COUNTY RECORDS MGMT FUND						
0016 11010		0016				
CASH	9,247.49		43.19	.00	43.19	9,290.68
TOTALS FOR FUND 0016 COUNTY RECORDS MGMT FUND	9,247.49		43.19	.00	43.19	9,290.68
0018 COURTHOUSE SECURITY						
0018 11010		0018				
CASH	58,062.45		6,057.11	632.89	5,424.22	63,486.67
TOTALS FOR FUND 0018 COURTHOUSE SECURITY	58,062.45		6,057.11	632.89	5,424.22	63,486.67
0019 COUNTY RECORDS MANAGEMENT						
0019 11010		0019				
CASH	73,410.50		7,189.47	3,440.21	3,749.26	77,159.76
TOTALS FOR FUND 0019 COUNTY RECORDS MANAGEMENT	73,410.50		7,189.47	3,440.21	3,749.26	77,159.76
0021 CRISIS INTERVENTION DONATIONS						
0021 11010		0021				
CASH	15,825.96		210.84	473.79	-262.95	15,563.01
TOTALS FOR FUND 0021 CRISIS INTERVENTION DONATIONS	15,825.96		210.84	473.79	-262.95	15,563.01
0022 LIBRARY BATES FUND						
0022 11010		0022				
CASH	82,310.40		56.73	.00	56.73	82,367.13

ACCOUNT SUMMARY TRIAL BALANCE FOR FY23/APR TO APR
 FUND 0023

ACCOUNT ACCOUNT NAME	BEG. BALANCE	ORG	DEBITS	CREDITS	NET CHANGE	END BALANCE
TOTALS FOR FUND 0022						
LIBRARY BATES FUND	82,310.40		56.73	.00	56.73	82,367.13
0023 DISTRICT/COUNTY CRT TECH FUND						
0023 11010		0023				
CASH	20,250.46		336.79	.00	336.79	20,587.25
TOTALS FOR FUND 0023						
DISTRICT/COUNTY CRT TECH FUND	20,250.46		336.79	.00	336.79	20,587.25
0024 SPECIALTY COURT						
0024 11010		0024				
CASH	30,643.12		1,611.48	20.97	1,590.51	32,233.63
TOTALS FOR FUND 0024						
SPECIALTY COURT	30,643.12		1,611.48	20.97	1,590.51	32,233.63
0025 COURT FACILITY FEE FUND						
0025 11010		0025				
CASH	42,738.07		3,546.94	.00	3,546.94	46,285.01
TOTALS FOR FUND 0025						
COURT FACILITY FEE FUND	42,738.07		3,546.94	.00	3,546.94	46,285.01
0026 SPECIAL VENUE TRIALS RESERVE						
0026 11010		0026				
CASH	750,000.00		516.90	516.90	.00	750,000.00
TOTALS FOR FUND 0026						
SPECIAL VENUE TRIALS RESERVE	750,000.00		516.90	516.90	.00	750,000.00
0027 TX COMMUNITY DEV BLOCK GRANT						
0027 11010		0027				
CASH	5.00		.00	.00	.00	5.00
TOTALS FOR FUND 0027						
TX COMMUNITY DEV BLOCK GRANT	5.00		.00	.00	.00	5.00
0028 TRUANCY PREVENTION & DIVERSION						
0028 11010		0028				
CASH	112,698.46		2,349.33	77.22	2,272.11	114,970.57
TOTALS FOR FUND 0028						
TRUANCY PREVENTION & DIVERSION	112,698.46		2,349.33	77.22	2,272.11	114,970.57
0029 CLERK OF THE COURT ACCOUNT						
0029 11010		0029				
CASH	2,126.14		11,687.42	8,459.04	3,228.38	5,354.52

TOM GREEN COUNTY



19

ACCOUNT SUMMARY TRIAL BALANCE FOR FY23/APR TO APR FUND 0030

ACCOUNT NAME	BEG. BALANCE	ORG	DEBITS	CREDITS	NET CHANGE	END BALANCE
TOTALS FOR FUND 0029						
CLERK OF THE COURT ACCOUNT	2,126.14		11,687.42	8,459.04	3,228.38	5,354.52
0030 CNTY CLERK PRESERV & ARCHIVE						
0030 11010		0030				
CASH	504,218.53		16,766.20	40,489.03	-23,722.83	480,495.70
TOTALS FOR FUND 0030						
CNTY CLERK PRESERV & ARCHIVE	504,218.53		16,766.20	40,489.03	-23,722.83	480,495.70
0031 GUARDIANSHIP FUND						
0031 11010		0031				
CASH	23,003.22		1,222.29	.00	1,222.29	24,225.51
TOTALS FOR FUND 0031						
GUARDIANSHIP FUND	23,003.22		1,222.29	.00	1,222.29	24,225.51
0032 CNTY CLERK ARCHIVE						
0032 11010		0032				
CASH	362,873.15		14,437.76	7,835.75	6,602.01	369,475.16
TOTALS FOR FUND 0032						
CNTY CLERK ARCHIVE	362,873.15		14,437.76	7,835.75	6,602.01	369,475.16
0035 CHILD ABUSE PREVENTION						
0035 11010		0035				
CASH	241.47		119.00	.00	119.00	360.47
TOTALS FOR FUND 0035						
CHILD ABUSE PREVENTION	241.47		119.00	.00	119.00	360.47
0036 THIRD COURT OF APPEALS						
0036 11010		0036				
CASH	2,470.92		893.69	742.18	151.51	2,622.43
TOTALS FOR FUND 0036						
THIRD COURT OF APPEALS	2,470.92		893.69	742.18	151.51	2,622.43
0037 JUSTICE COURT SECURITY						
0037 11010		0037				
CASH	157,058.41		2,359.86	100.00	2,259.86	159,318.27
TOTALS FOR FUND 0037						
JUSTICE COURT SECURITY	157,058.41		2,359.86	100.00	2,259.86	159,318.27
0038 WASTEWATER TREATMENT						
0038 11010		0038				
CASH	260.00		210.48	.48	210.00	470.00

TOM GREEN COUNTY



31

ACCOUNT SUMMARY TRIAL BALANCE FOR FY23/APR TO APR

FUND 0040

ACCOUNT NAME	BEG. BALANCE	ORG	DEBITS	CREDITS	NET CHANGE	END BALANCE
TOTALS FOR FUND 0038						
WASTEWATER TREATMENT	260.00		210.48	.48	210.00	470.00
0040 JUDICIAL EDUCATION & SUPPORT						
0040 11010		0040				
CASH	2,882.07		196.12	.00	196.12	3,078.19
TOTALS FOR FUND 0040						
JUDICIAL EDUCATION & SUPPORT	2,882.07		196.12	.00	196.12	3,078.19
0041 CA PRETRIAL DIVERSION FUND						
0041 11010		0041				
CASH	114,811.46		5,576.46	1,748.64	3,827.82	118,639.28
TOTALS FOR FUND 0041						
CA PRETRIAL DIVERSION FUND	114,811.46		5,576.46	1,748.64	3,827.82	118,639.28
0043 DA PRETRIAL DIVERSION FUND						
0043 11010		0043				
CASH	95,138.86		4,566.60	2,465.00	2,101.60	97,240.46
TOTALS FOR FUND 0043						
DA PRETRIAL DIVERSION FUND	95,138.86		4,566.60	2,465.00	2,101.60	97,240.46
0044 COURT REPORTER SERVICE						
0044 11010		0044				
CASH	21,677.08		4,433.67	.00	4,433.67	26,110.75
TOTALS FOR FUND 0044						
COURT REPORTER SERVICE	21,677.08		4,433.67	.00	4,433.67	26,110.75
0045 COUNTY ATTY FEE						
0045 11010		0045				
CASH	2,199.53		242.24	311.30	-69.06	2,130.47
TOTALS FOR FUND 0045						
COUNTY ATTY FEE	2,199.53		242.24	311.30	-69.06	2,130.47
0046 COUNTY JURY FUND						
0046 11010		0046				
CASH	6,806.66		1,773.44	3,360.00	-1,586.56	5,220.10
TOTALS FOR FUND 0046						
COUNTY JURY FUND	6,806.66		1,773.44	3,360.00	-1,586.56	5,220.10
0047 JUROR DONATIONS						
0047 11010		0047				
CASH	1,779.80		.84	751.84	-751.00	1,028.80

TOM GREEN COUNTY

71

ACCOUNT SUMMARY TRIAL BALANCE FOR FY23/APR TO APR FUND 0048

ACCOUNT NAME	BEG. BALANCE	ORG	DEBITS	CREDITS	NET CHANGE	END BALANCE
TOTALS FOR FUND 0047						
JUROR DONATIONS	1,779.80		.84	751.84	-751.00	1,028.80
0048 ELECTION CONTRACT SERVICES						
0048 11010		0048				
CASH	108,445.70		226.01	927.45	-701.44	107,744.26
TOTALS FOR FUND 0048						
ELECTION CONTRACT SERVICES	108,445.70		226.01	927.45	-701.44	107,744.26
0050 51ST DISTRICT ATTY FEE						
0050 11010		0050				
CASH	2,703.40		1.84	.00	1.84	2,705.24
TOTALS FOR FUND 0050						
51ST DISTRICT ATTY FEE	2,703.40		1.84	.00	1.84	2,705.24
0051 LATERAL ROAD						
0051 11010		0051				
CASH	57,599.82		39.70	.00	39.70	57,639.52
TOTALS FOR FUND 0051						
LATERAL ROAD	57,599.82		39.70	.00	39.70	57,639.52
0052 51ST DISTRICT ATTY FORFEITURE						
0052 11010		0052				
CASH	650,300.66		464.24	7,087.88	-6,623.64	643,677.02
TOTALS FOR FUND 0052						
51ST DISTRICT ATTY FORFEITURE	650,300.66		464.24	7,087.88	-6,623.64	643,677.02
0053 51ST DA OUTERCOUNTY						
0053 11010		0053				
CASH	10,307.24		7.46	992.64	-985.18	9,322.06
TOTALS FOR FUND 0053						
51ST DA OUTERCOUNTY	10,307.24		7.46	992.64	-985.18	9,322.06
0054 LOCAL PROVIDER PARTICIPATION						
0054 11010		0054				
CASH	7,248,716.16		5,141.40	.00	5,141.40	7,253,857.56
TOTALS FOR FUND 0054						
LOCAL PROVIDER PARTICIPATION	7,248,716.16		5,141.40	.00	5,141.40	7,253,857.56
0055 119TH DISTRICT ATTY FEE						
0055 11010		0055				
CASH	1,856.30		23.52	.00	23.52	1,879.82

TOM GREEN COUNTY

91

ACCOUNT SUMMARY TRIAL BALANCE FOR FY23/APR TO APR

FUND 0056

ACCOUNT NAME	BEG. BALANCE	ORG	DEBITS	CREDITS	NET CHANGE	END BALANCE
TOTALS FOR FUND 0055						
119TH DISTRICT ATTY FEE	1,856.30		23.52	.00	23.52	1,879.82
0056 CIVIL STATE FEES						
0056 11010		0056				
CASH	82,926.99		31,379.47	83,360.88	-51,981.41	30,945.58
TOTALS FOR FUND 0056						
CIVIL STATE FEES	82,926.99		31,379.47	83,360.88	-51,981.41	30,945.58
0058 119TH DISTRICT ATTY FORFEITURE						
0058 11010		0058				
CASH	15,098.75		564.19	851.67	-287.48	14,811.27
TOTALS FOR FUND 0058						
119TH DISTRICT ATTY FORFEITURE	15,098.75		564.19	851.67	-287.48	14,811.27
0059 119TH DA OUTERCOUNTY						
0059 11010		0059				
CASH	52,325.85		37.39	3,860.88	-3,823.49	48,502.36
TOTALS FOR FUND 0059						
119TH DA OUTERCOUNTY	52,325.85		37.39	3,860.88	-3,823.49	48,502.36
0061 BATTERING INTER & PREV PRGM						
0061 11010		0061				
CASH	6,512.58		159.24	3,486.26	-3,327.02	3,185.56
TOTALS FOR FUND 0061						
BATTERING INTER & PREV PRGM	6,512.58		159.24	3,486.26	-3,327.02	3,185.56
0062 AIC/ACC ADDITIONAL FUNDING						
0062 11010		0062				
CASH	-68,793.75		71,667.16	29,176.95	42,490.21	-26,303.54
TOTALS FOR FUND 0062						
AIC/ACC ADDITIONAL FUNDING	-68,793.75		71,667.16	29,176.95	42,490.21	-26,303.54
0063 CONCHO VALLEY TAIP						
0063 11010		0063				
CASH	99,249.50		1,315.90	13,734.93	-12,419.03	86,830.47
TOTALS FOR FUND 0063						
CONCHO VALLEY TAIP	99,249.50		1,315.90	13,734.93	-12,419.03	86,830.47
0064 CONCHO VALLEY DRUG COURT						
0064 11010		0064				
CASH	21,001.13		1,144.35	4,978.62	-3,834.27	17,166.86

TOM GREEN COUNTY

9/1

ACCOUNT SUMMARY TRIAL BALANCE FOR FY23/APR TO APR

FUND 0065

ACCOUNT NAME	BEG. BALANCE	ORG	DEBITS	CREDITS	NET CHANGE	END BALANCE
TOTALS FOR FUND 0064						
CONCHO VALLEY DRUG COURT	21,001.13		1,144.35	4,978.62	-3,834.27	17,166.86
0065 CSCD BASIC SUPERVISION						
0065 11010		0065				
CASH	1,454,023.69		185,154.44	257,829.19	-72,674.75	1,381,348.94
TOTALS FOR FUND 0065						
CSCD BASIC SUPERVISION	1,454,023.69		185,154.44	257,829.19	-72,674.75	1,381,348.94
0066 CRTC MALE CCF						
0066 11010		0066				
CASH	1,531,773.78		21,206.96	226,128.01	-204,921.05	1,326,852.73
TOTALS FOR FUND 0066						
CRTC MALE CCF	1,531,773.78		21,206.96	226,128.01	-204,921.05	1,326,852.73
0069 SUBSTANCE ABUSE CASELOAD						
0069 11010		0069				
CASH	59,610.97		42.88	24,769.38	-24,726.50	34,884.47
TOTALS FOR FUND 0069						
SUBSTANCE ABUSE CASELOAD	59,610.97		42.88	24,769.38	-24,726.50	34,884.47
0071 STATE & MUNICIPAL FEES						
0071 11010		0071				
CASH	52,441.31		17,105.26	6,929.09	10,176.17	62,617.48
TOTALS FOR FUND 0071						
STATE & MUNICIPAL FEES	52,441.31		17,105.26	6,929.09	10,176.17	62,617.48
0072 CRIMINAL STATE FEES						
0072 11010		0072				
CASH	208,495.31		53,134.85	205,899.33	-152,764.48	55,730.83
TOTALS FOR FUND 0072						
CRIMINAL STATE FEES	208,495.31		53,134.85	205,899.33	-152,764.48	55,730.83
0073 GRAFFITI ERADICATION						
0073 11010		0073				
CASH	639.97		.44	.00	.44	640.41
TOTALS FOR FUND 0073						
GRAFFITI ERADICATION	639.97		.44	.00	.44	640.41
0077 UNCLAIMED PROPERTY FUND						
0077 11010		0077				
CASH	33,635.93		719.10	23.10	696.00	34,331.93

TOM GREEN COUNTY

FL

ACCOUNT SUMMARY TRIAL BALANCE FOR FY23/APR TO APR FUND 0078

ACCOUNT ACCOUNT NAME	BEG. BALANCE	ORG	DEBITS	CREDITS	NET CHANGE	END BALANCE
TOTALS FOR FUND 0077 UNCLAIMED PROPERTY FUND	33,635.93		719.10	23.10	696.00	34,331.93
0078 BAIL BOND COLLATERAL						
0078 11010		0078				
CASH	.28		5.20	5.20	.00	.28
TOTALS FOR FUND 0078 BAIL BOND COLLATERAL	.28		5.20	5.20	.00	.28
0082 JUDICIAL EFFICIENCY						
0082 11010		0082				
CASH	48,283.49		2,393.32	114.10	2,279.22	50,562.71
TOTALS FOR FUND 0082 JUDICIAL EFFICIENCY	48,283.49		2,393.32	114.10	2,279.22	50,562.71
0085 JUSTICE COURT SUPPORT FUND						
0085 11010		0085				
CASH	65,908.77		4,564.39	.00	4,564.39	70,473.16
TOTALS FOR FUND 0085 JUSTICE COURT SUPPORT FUND	65,908.77		4,564.39	.00	4,564.39	70,473.16
0089 COB INTEREST & SINKING						
0089 11010		0089				
CASH	895,460.70		141,197.48	.00	141,197.48	1,036,658.18
TOTALS FOR FUND 0089 COB INTEREST & SINKING	895,460.70		141,197.48	.00	141,197.48	1,036,658.18
0095 PAYROLL						
0095 11010		0095				
CASH	6,282.98		4,860,056.45	4,859,395.85	660.60	6,943.58
TOTALS FOR FUND 0095 PAYROLL	6,282.98		4,860,056.45	4,859,395.85	660.60	6,943.58
0097 SHERIFF LEOSE						
0097 11010		0097				
CASH	22,272.50		17.07	2,366.72	-2,349.65	19,922.85
TOTALS FOR FUND 0097 SHERIFF LEOSE	22,272.50		17.07	2,366.72	-2,349.65	19,922.85
0098 CHILD RESTRAINT STATE FEE						
0098 11010		0098				
CASH	1,897.92		393.32	1.14	392.18	2,290.10

81

ACCOUNT SUMMARY TRIAL BALANCE FOR FY23/APR TO APR
 FUND 0100

ACCOUNT NAME	BEG. BALANCE	ORG	DEBITS	CREDITS	NET CHANGE	END BALANCE
TOTALS FOR FUND 0098						
CHILD RESTRAINT STATE FEE	1,897.92		393.32	1.14	392.18	2,290.10
0100 COUNTY ATTORNEY LEOSE						
0100 11010		0100				
CASH	394.67		.27	.00	.27	394.94
TOTALS FOR FUND 0100						
COUNTY ATTORNEY LEOSE	394.67		.27	.00	.27	394.94
0102 CONSTABLE #1 LEOSE						
0102 11010		0102				
CASH	4,586.43		3.16	.00	3.16	4,589.59
TOTALS FOR FUND 0102						
CONSTABLE #1 LEOSE	4,586.43		3.16	.00	3.16	4,589.59
0103 CONSTABLE #2 LEOSE						
0103 11010		0103				
CASH	8,737.47		6.02	.00	6.02	8,743.49
TOTALS FOR FUND 0103						
CONSTABLE #2 LEOSE	8,737.47		6.02	.00	6.02	8,743.49
0104 CONSTABLE #3 LEOSE						
0104 11010		0104				
CASH	3,782.93		2.75	.00	2.75	3,785.68
TOTALS FOR FUND 0104						
CONSTABLE #3 LEOSE	3,782.93		2.75	.00	2.75	3,785.68
0105 CONSTABLE #4 LEOSE						
0105 11010		0105				
CASH	2,256.74		1.56	.00	1.56	2,258.30
TOTALS FOR FUND 0105						
CONSTABLE #4 LEOSE	2,256.74		1.56	.00	1.56	2,258.30
0109 MHI SPEC NEEDS OFFENDER						
0109 11010		0109				
CASH	41,717.72		31.22	4,110.03	-4,078.81	37,638.91
TOTALS FOR FUND 0109						
MHI SPEC NEEDS OFFENDER	41,717.72		31.22	4,110.03	-4,078.81	37,638.91
0110 JUVENILE DEFERRED PROCESSING						
0110 11010		0110				
CASH	48,273.67		533.17	.00	533.17	48,806.84

ACCOUNT SUMMARY TRIAL BALANCE FOR FY23/APR TO APR

FUND 0111

ACCOUNT NAME	BEG. BALANCE	ORG	DEBITS	CREDITS	NET CHANGE	END BALANCE
TOTALS FOR FUND 0110						
JUVENILE DEFERRED PROCESSING	48,273.67		533.17	.00	533.17	48,806.84
0111 EXCESS CONTRIBUTIONS						
0111 11010		0111				
CASH	45,923.49		21.30	.00	21.30	45,944.79
TOTALS FOR FUND 0111						
EXCESS CONTRIBUTIONS	45,923.49		21.30	.00	21.30	45,944.79
0112 JUVENILE RESTITUTION						
0112 11010		0112				
CASH	3,230.65		3,276.37	6,084.97	-2,808.60	422.05
TOTALS FOR FUND 0112						
JUVENILE RESTITUTION	3,230.65		3,276.37	6,084.97	-2,808.60	422.05
0114 CHILD SAFETY FEE COUNTY SHARE						
0114 11010		0114				
CASH	20,598.90		2,113.51	.00	2,113.51	22,712.41
TOTALS FOR FUND 0114						
CHILD SAFETY FEE COUNTY SHARE	20,598.90		2,113.51	.00	2,113.51	22,712.41
0116 CRTC FEMALE CCF						
0116 11010		0116				
CASH	1,537,972.09		13,926.97	253,507.01	-239,580.04	1,298,392.05
TOTALS FOR FUND 0116						
CRTC FEMALE CCF	1,537,972.09		13,926.97	253,507.01	-239,580.04	1,298,392.05
0117 JUVENILE UNCLAIMED RESTITUTION						
0117 11010		0117				
CASH	5,116.35		5.86	.00	5.86	5,122.21
TOTALS FOR FUND 0117						
JUVENILE UNCLAIMED RESTITUTION	5,116.35		5.86	.00	5.86	5,122.21
0125 TGC BENEFITS TRUST						
0125 11010		0125				
CASH	61.50		438,075.49	438,108.46	-32.97	28.53
TOTALS FOR FUND 0125						
TGC BENEFITS TRUST	61.50		438,075.49	438,108.46	-32.97	28.53
0150 COMMUNITY RE-ENRICHMENT WORK						
0150 11010		0150				
CASH	33,625.24		21.63	9,206.53	-9,184.90	24,440.34

ACCOUNT SUMMARY TRIAL BALANCE FOR FY23/APR TO APR

FUND 0155

ACCOUNT ACCOUNT NAME	BEG. BALANCE	ORG	DEBITS	CREDITS	NET CHANGE	END BALANCE
TOTALS FOR FUND 0150 COMMUNITY RE-ENRICHMENT WORK	33,625.24		21.63	9,206.53	-9,184.90	24,440.34
0155 DOMESTIC VIOLENCE CASELOAD						
0155 11010 CASH	64,021.26	0155	44.78	8,099.68	-8,054.90	55,966.36
TOTALS FOR FUND 0155 DOMESTIC VIOLENCE CASELOAD	64,021.26		44.78	8,099.68	-8,054.90	55,966.36
0156 SEX OFFENDER COUNSELING						
0156 11010 CASH	43,123.73	0156	3,467.77	10,242.79	-6,775.02	36,348.71
TOTALS FOR FUND 0156 SEX OFFENDER COUNSELING	43,123.73		3,467.77	10,242.79	-6,775.02	36,348.71
0157 PRETRIAL DIVERSION PROGRAM						
0157 11010 CASH	45,278.88	0157	36.00	9,285.08	-9,249.08	36,029.80
TOTALS FOR FUND 0157 PRETRIAL DIVERSION PROGRAM	45,278.88		36.00	9,285.08	-9,249.08	36,029.80
0401 SHERIFF FORFEITURE						
0401 11010 CASH	178,914.07	0401	679.46	697.81	-18.35	178,895.72
TOTALS FOR FUND 0401 SHERIFF FORFEITURE	178,914.07		679.46	697.81	-18.35	178,895.72
0500 STATE AID REGIONAL						
0500 11010 CASH	.00	0500	111,478.02	111,478.02	.00	.00
TOTALS FOR FUND 0500 STATE AID REGIONAL	.00		111,478.02	111,478.02	.00	.00
0503 COMM CORRECTIONS LOCAL						
0503 11010 CASH	104,863.83	0503	77.58	1,828.05	-1,750.47	103,113.36
TOTALS FOR FUND 0503 COMM CORRECTIONS LOCAL	104,863.83		77.58	1,828.05	-1,750.47	103,113.36
0504 TITLE IV E REGIONAL						
0504 11010 CASH	147,819.59	0504	108.49	108.49	.00	147,819.59

ACCOUNT SUMMARY TRIAL BALANCE FOR FY23/APR TO APR
 FUND 0508

ACCOUNT NAME	BEG. BALANCE	ORG	DEBITS	CREDITS	NET CHANGE	END BALANCE
TOTALS FOR FUND 0504						
TITLE IV E REGIONAL	147,819.59		108.49	108.49	.00	147,819.59
0508 TYC REGIONAL						
0508 11010		0508				
CASH	13,978.05		10.26	10.26	.00	13,978.05
TOTALS FOR FUND 0508						
TYC REGIONAL	13,978.05		10.26	10.26	.00	13,978.05
0509 PRIOR YR INTEREST REGIONAL						
0509 11010		0509				
CASH	12,751.95		113.42	.00	113.42	12,865.37
TOTALS FOR FUND 0509						
PRIOR YR INTEREST REGIONAL	12,751.95		113.42	.00	113.42	12,865.37
0517 TITLE IV E INT COKE						
0517 11010		0517				
CASH	10,638.43		108.49	.00	108.49	10,746.92
TOTALS FOR FUND 0517						
TITLE IV E INT COKE	10,638.43		108.49	.00	108.49	10,746.92
0520 GRANT R; REGIONALIZATION; REG						
0520 11010		0520				
CASH	12,568.00		9.22	4,535.20	-4,525.98	8,042.02
TOTALS FOR FUND 0520						
GRANT R; REGIONALIZATION; REG	12,568.00		9.22	4,535.20	-4,525.98	8,042.02
0541 TGC DIVERSION GRANT						
0541 11010		0541				
CASH	-8,500.00		8,500.00	9,300.00	-800.00	-9,300.00
TOTALS FOR FUND 0541						
TGC DIVERSION GRANT	-8,500.00		8,500.00	9,300.00	-800.00	-9,300.00
0542 TJJJ AWARD						
0542 11010		0542				
CASH	52,354.22		8,898.51	18,697.29	-9,798.78	42,555.44
TOTALS FOR FUND 0542						
TJJJ AWARD	52,354.22		8,898.51	18,697.29	-9,798.78	42,555.44
0565 STATE AID REG						
0565 11010		0565				
CASH	19,972.58		16,463.00	21,316.49	-4,853.49	15,119.09



ACCOUNT SUMMARY TRIAL BALANCE FOR FY23/APR TO APR
 FUND 0575

ACCOUNT ACCOUNT NAME	BEG. BALANCE	ORG	DEBITS	CREDITS	NET CHANGE	END BALANCE
TOTALS FOR FUND 0565						
STATE AID REG	19,972.58		16,463.00	21,316.49	-4,853.49	15,119.09
0575 STATE AID TGC						
0575 11010		0575				
CASH	175,314.27		67,723.30	45,891.89	21,831.41	197,145.68
TOTALS FOR FUND 0575						
STATE AID TGC	175,314.27		67,723.30	45,891.89	21,831.41	197,145.68
0582 TYC TGC PAROLE SERVICES						
0582 11010		0582				
CASH	48,905.61		35.89	435.89	-400.00	48,505.61
TOTALS FOR FUND 0582						
TYC TGC PAROLE SERVICES	48,905.61		35.89	435.89	-400.00	48,505.61
0583 TITLE IV E TGC						
0583 11010		0583				
CASH	1,202,328.44		883.34	4,622.28	-3,738.94	1,198,589.50
TOTALS FOR FUND 0583						
TITLE IV E TGC	1,202,328.44		883.34	4,622.28	-3,738.94	1,198,589.50
0595 SPECIAL NEEDS DIVERSIONARY PRM						
0595 11010		0595				
CASH	8,979.03		2,667.21	2,547.17	120.04	9,099.07
TOTALS FOR FUND 0595						
SPECIAL NEEDS DIVERSIONARY PRM	8,979.03		2,667.21	2,547.17	120.04	9,099.07
0596 PIDPP - GRANT "S"						
0596 11010		0596				
CASH	18,279.50		6,101.22	12,194.42	-6,093.20	12,186.30
TOTALS FOR FUND 0596						
PIDPP - GRANT "S"	18,279.50		6,101.22	12,194.42	-6,093.20	12,186.30
0597 TITLE IV E INT TGC						
0597 11010		0597				
CASH	48,854.98		883.34	.00	883.34	49,738.32
TOTALS FOR FUND 0597						
TITLE IV E INT TGC	48,854.98		883.34	.00	883.34	49,738.32
0599 PRIOR YR INTEREST TGC						
0599 11010		0599				
CASH	8,361.46		167.27	.00	167.27	8,528.73

ACCOUNT SUMMARY TRIAL BALANCE FOR FY23/APR TO APR
 FUND 0600

ACCOUNT ACCOUNT NAME	BEG. BALANCE	ORG	DEBITS	CREDITS	NET CHANGE	END BALANCE
TOTALS FOR FUND 0599 PRIOR YR INTEREST TGC	8,361.46		167.27	.00	167.27	8,528.73
0600 REIM FOR MANDATED FUNDING						
0600 11010		0600				
CASH	-856.92		6,327.52	8,225.68	-1,898.16	-2,755.08
TOTALS FOR FUND 0600 REIM FOR MANDATED FUNDING	-856.92		6,327.52	8,225.68	-1,898.16	-2,755.08
0613 DISTRICT ATTY GRANTS						
0613 11010		0613				
CASH	-14,634.92		4,904.77	5,842.73	-937.96	-15,572.88
TOTALS FOR FUND 0613 DISTRICT ATTY GRANTS	-14,634.92		4,904.77	5,842.73	-937.96	-15,572.88
0622 CONCHO VALLEY PUBLIC DEFENDER						
0622 11010		0622				
CASH	-1,098,990.20		306,951.43	173,863.27	133,088.16	-965,902.04
TOTALS FOR FUND 0622 CONCHO VALLEY PUBLIC DEFENDER	-1,098,990.20		306,951.43	173,863.27	133,088.16	-965,902.04
0625 COUNTY ATTY GRANTS						
0625 11010		0625				
CASH	-7,699.78		3,849.89	3,849.89	.00	-7,699.78
TOTALS FOR FUND 0625 COUNTY ATTY GRANTS	-7,699.78		3,849.89	3,849.89	.00	-7,699.78
0630 OPIOID ABATEMENT SETTLEMENT						
0630 11010		0630				
CASH	88,659.95		31.54	31.54	.00	88,659.95
TOTALS FOR FUND 0630 OPIOID ABATEMENT SETTLEMENT	88,659.95		31.54	31.54	.00	88,659.95
0654 SHERIFF GRANTS						
0654 11010		0654				
CASH	-54,087.50		.00	3,509.46	-3,509.46	-57,596.96
TOTALS FOR FUND 0654 SHERIFF GRANTS	-54,087.50		.00	3,509.46	-3,509.46	-57,596.96
0699 BLOCK GRANTS						
0699 11010		0699				
CASH	-91,969.31		2,461,791.27	1,280,280.10	1,181,511.17	1,089,541.86

170

ACCOUNT SUMMARY TRIAL BALANCE FOR FY23/APR TO APR
 FUND 0699

ACCOUNT ACCOUNT NAME	BEG. BALANCE	ORG	DEBITS	CREDITS	NET CHANGE	END BALANCE
TOTALS FOR FUND 0699						
BLOCK GRANTS	-91,969.31		2,461,791.27	1,280,280.10	1,181,511.17	1,089,541.86
REPORT TOTALS	21,289,366.09		20,894,070.05	19,235,438.63	1,658,631.42	22,947,997.51
** END OF REPORT - Generated by JENNIFER ENGLERT **						



ACCOUNT SUMMARY TRIAL BALANCE FOR FY23/APR TO APR
FUND 0001

ACCOUNT NAME	BEG. BALANCE	ORG	DEBITS	CREDITS	NET CHANGE	END BALANCE
0001 11513 CERTIFICATE OF DEPOSITS	- 1,169,154.67	0001	1,742.93	747,399.20	-745,656.27	423,498.40
0001 11513 WELLS CERTIFICATE OF DEPOSITS	11,053,000.00	0001	1,947,000.00	246,000.00	1,701,000.00	12,754,000.00
0001 11515 TEXAS CLASS	30,924,638.78	0001	2,184,449.16	3,501,350.48	-1,316,901.32	29,607,737.46
0001 11517 TEXPOOL INVESTMENTS	2,309,205.52	0001	9,042.95	.00	9,042.95	2,318,248.47
0001 11518 TEXPOOL PRIME INVESTMENTS	3,435,501.59	0001	26,240.80	.00	26,240.80	3,461,742.39
TOTALS FOR FUND 0001						
GENERAL FUND	48,891,500.56		4,168,475.84	4,494,749.68	-326,273.84	48,565,226.72
0078 BAIL BOND COLLATERAL						
0078 11513 CERTIFICATE OF DEPOSITS	410,000.00	0078	.00	.00	.00	410,000.00
0078 11515 CLEAR TEXAS CLASS	304,751.17	0078	1,233.83	.00	1,233.83	305,985.00
0078 11515 QUICK TEXAS CLASS	28,466.61	0078	116.65	.00	116.65	28,583.26
TOTALS FOR FUND 0078						
BAIL BOND COLLATERAL	743,217.78		1,350.48	.00	1,350.48	744,568.26
0699 BLOCK GRANTS						
0699 11515 21011 TEXAS CLASS	12,293,802.50	0699	.00	2,446,929.00	-2,446,929.00	9,846,873.50
0699 11518 21011 TEXPOOL PRIME INVESTMENTS	3,000,435.47	0699	.00	.00	.00	3,000,435.47
TOTALS FOR FUND 0699						
BLOCK GRANTS	15,294,237.97		.00	2,446,929.00	-2,446,929.00	12,847,308.97
REPORT TOTALS	64,928,956.31		4,169,826.32	6,941,678.68	-2,771,852.36	62,157,103.95

** END OF REPORT - Generated by JENNIFER ENGLERT **

(A) 2 matured CD's = 498,000⁰⁰ posted to 0001-11513
and should have posted to 0001-11513-wells
Correct ending balance 0001-11513 = 921,498.40
0001-11513 wells = 12,256,000⁰⁰
Journal correction posted may 2023

Interest Earned

Bank Service Charge

Credit Card Balance

Electronic Filing Balance

Wells Fargo (Oper)**Texas Class (Average Yield)**

Wells Fargo (Oper)			Texas Class (Average Yield)			
Interest Earned	Interest Rate	Interest Variance	Fiscal	Interest Earned	Interest Rate	Interest Variance
NA	0.4000%	NA	Sep-22	NA	2.6788%	NA
\$ 3,565.43	0.5000%	0.1000%	Oct-22	\$ 69,141.95	3.2287%	0.5499%
\$ 4,528.01	0.5900%	0.0900%	Nov-22	\$ 67,932.14	3.8546%	0.6259%
\$ 5,603.23	0.6600%	0.0700%	Dec-22	\$ 80,434.50	4.3170%	0.4624%
\$ 6,103.79	0.7000%	0.0400%	Jan-23	\$ 129,626.73	4.5742%	0.2572%
\$ 5,020.83	0.8000%	0.1000%	Feb-23	\$ 152,601.79	4.7575%	0.1833%
\$ 4,714.00	0.8400%	0.0400%	Mar-23	\$ 183,098.68	4.8597%	0.1022%
\$ 6,132.03	0.9200%	0.0800%	Apr-23	\$ 172,370.94	5.0423%	0.1826%
\$ -	0.0000%	0.0000%	May-23	\$ -	0.0000%	0.0000%
\$ -	0.0000%	0.0000%	Jun-23	\$ -	0.0000%	0.0000%
\$ -	0.0000%	0.0000%	Jul-23	\$ -	0.0000%	0.0000%
\$ -	0.0000%	0.0000%	Aug-23	\$ -	0.0000%	0.0000%
\$ -	0.0000%	0.0000%	Sep-23	\$ -	0.0000%	0.0000%
\$ 35,667.32	0.4175%		TTD	\$ 855,206.73	2.5528%	

* Wells Fargo Interest is only for the OPER Account - the Munis detail will include all bank accounts

Texpool (AVERAGE MONTHLY RATE)**Texpool Prime (AVERAGE MONTHLY RATE)**

Texpool (AVERAGE MONTHLY RATE)			Texpool Prime (AVERAGE MONTHLY RATE)			
Interest Earned	Interest Rate	Interest Variance	Fiscal	Interest Earned	Interest Rate	Interest Variance
NA	2.4100%	NA* Changed from NAV	Sep-22	NA	2.6100%	NA* Changed from NAV
\$ 5,662.85	2.9300%	0.5200%	Oct-22	\$ 21,792.53	3.2100%	0.6000%
\$ 6,762.47	3.6100%	0.6800%	Nov-22	\$ 20,426.09	3.9200%	0.7100%
\$ 7,724.59	3.9799%	0.3699%	Dec-22	\$ 23,162.66	4.2847%	0.3647%
\$ 8,265.67	4.2443%	0.2644%	Jan-23	\$ 24,523.59	4.5200%	0.2353%
\$ 7,942.44	4.4991%	0.2548%	Feb-23	\$ 23,281.05	4.7326%	0.2126%
\$ 9,042.95	4.6108%	0.1117%	Mar-23	\$ 26,240.80	4.8006%	0.0680%
\$ 9,142.96	4.7984%	0.1876%	Apr-23	\$ 26,512.03	4.9916%	0.1910%
\$ -	0.0000%	0.0000%	May-23	\$ -	0.0000%	0.0000%
\$ -	0.0000%	0.0000%	Jun-23	\$ -	0.0000%	0.0000%
\$ -	0.0000%	0.0000%	Jul-23	\$ -	0.0000%	0.0000%
\$ -	0.0000%	0.0000%	Aug-23	\$ -	0.0000%	0.0000%
\$ -	0.0000%	0.0000%	Sep-23	\$ -	0.0000%	0.0000%
\$ 54,543.93	2.3894%		TTD	\$ 165,938.75	2.5383%	

27

05/11/2023
12:13:16

TOM GREEN COUNTY
FY23 INTEREST POSTED AS OF 051123

PAGE 1
glflxrpt

FROM 2023 01 TO 2023 13

	ORIGINAL APPROP	TRANFRS/ ADJSTMTS	REVISED BUDGET	ACTUALS	ENCUMBRANCES	AVAILABLE BUDGET	PCT USED
43701 DEPOSITORY INTEREST	30,715	0	30,715	93,813.97	.00	-63,098.97	305.4%
TOTAL REVENUES	30,715	0	30,715	93,813.97	.00	-63,098.97	
43703 CERTIFICATE OF DEPOSIT INTERES	40,000	0	40,000	120,474.73	.00	-80,474.73	301.2%
TOTAL REVENUES	40,000	0	40,000	120,474.73	.00	-80,474.73	
43705 TEXAS CLASS INTEREST	25,000	0	25,000	855,206.73	.00	-830,206.73	%
TOTAL REVENUES	25,000	0	25,000	855,206.73	.00	-830,206.73	
43707 TEXPOOL INTEREST	3,000	0	3,000	54,543.93	.00	-51,543.93	%
TOTAL REVENUES	3,000	0	3,000	54,543.93	.00	-51,543.93	
43708 TEXPOOL PRIME INTEREST	7,500	0	7,500	165,938.75	.00	-158,438.75	%
TOTAL REVENUES	7,500	0	7,500	165,938.75	.00	-158,438.75	
43712 MINERAL INTEREST	500	0	500	547.88	.00	-47.88	109.6%
TOTAL REVENUES	500	0	500	547.88	.00	-47.88	
GRAND TOTAL	106,715	0	106,715	1,290,525.99	.00	-1,183,810.99	%

60

05/11/2023
12:14:25

TOM GREEN COUNTY
FY23 INTEREST POSTED AS OF 051123

PAGE 1
glflxrpt

FROM 2023 01 TO 2023 13

	ORIGINAL APPROP	TRANFRS/ ADJSTMTS	REVISED BUDGET	ACTUALS	ENCUMBRANCES	AVAILABLE BUDGET	PCT USED
70444 BANK SVC CHARGES	40,000	0	40,000	-8,414.44	.00	48,414.44	-21.0%
TOTAL EXPENSES	40,000	0	40,000	-8,414.44	.00	48,414.44	
GRAND TOTAL	40,000	0	40,000	-8,414.44	.00	48,414.44	-21.0%

03

ACCOUNT SUMMARY TRIAL BALANCE FOR FY23/APR TO APR
 FUND 0001

ACCOUNT NAME	BEG. BALANCE	ORG	DEBITS	CREDITS	NET CHANGE	END BALANCE
0001 11703 COUNTY CLERK CREDIT CARD	6,136.40	0001	44,958.90	44,640.00	318.90	6,455.30
0001 11714 DISTRICT CLERK CREDIT CARD	1,186.94	0001	16,050.54	15,901.00	149.54	1,336.48
0001 11715 JP1 CREDIT CARD CLEARING ACCT	973.90	0001	7,612.81	6,389.00	1,223.81	2,197.71
0001 11716 JP2 CREDIT CARD CLEARING ACCT	8,865.05	0001	46,442.10	45,884.00	558.10	9,423.15
0001 11717 JP3 CREDIT CARD CLEARING ACCT	3,740.36	0001	19,243.23	20,387.00	-1,143.77	2,596.59
0001 11718 JP4 CREDIT CARD CLEARING ACCT	1,774.86	0001	16,419.70	16,099.00	320.70	2,095.56
0001 11723 COUNTY CLERK EFILE ACCOUNT	2,300.00	0001	23,254.00	21,859.00	1,395.00	3,695.00
0001 11724 DISTRICT CLERK EFILE ACCOUNT	1,753.00	0001	16,087.00	14,509.00	1,578.00	3,331.00
0001 11725 JP#1 EFILE ACCOUNT	5.00	0001	.00	.00	.00	5.00
0001 11726 JP#2 EFILE ACCOUNT	5.00	0001	.00	.00	.00	5.00
0001 11727 JP#3 EFILE ACCOUNT	5.00	0001	.00	.00	.00	5.00
0001 11728 JP#4 EFILE ACCOUNT	71.00	0001	778.00	811.00	-33.00	38.00
00010360 11733 RESEARCH TX CLEARING - CC	5.00	00010360	44.50	44.50	.00	5.00
00010360 11734 RESEARCH TX CLEARING - DC	5.00	00010360	66.90	66.90	.00	5.00
0001 11750 ACH/WIRE BANK ACCOUNT IRS	-26.00	0001	155.00	.00	155.00	129.00
0001 11780 LIBRARY CREDIT CARD CLEARING	363.65	0001	2,316.71	2,370.09	-53.38	310.27
TOTALS FOR FUND 0001						
GENERAL FUND	27,164.16		193,429.39	188,960.49	4,468.90	31,633.06
REPORT TOTALS	27,164.16		193,429.39	188,960.49	4,468.90	31,633.06
*** END OF REPORT - Generated by JENNIFER ENGLERT ***						

Bond Indebtedness

Tax Notes

Certificate of Obligation Series 2015	42,040,000.00
Certificate of Obligation Series 2017	8,030,000.00
Certificate of Obligation Series 2018	7,010,000.00

*Principal paid annually, February 1st

TOM GREEN COUNTY INDEBTEDNESS

April 2023 Ending Balance

TOM GREEN COUNTY INDEBTEDNESS

15 Certificate of Obligation

FUND 089 CERTIFICATE OF OBLIGATION SERIES 2015

3.54075300% (Net Eff Int Rate - Texas Vernon's)

ORIGINAL DEBT ISSUED \$50,000,000.00

PREVIOUS BALANCE OUTSTANDING	PRINCIPAL PAYMENT DUE	CURRENT BALANCE OUTSTANDING	SCHEDULED DUE DATE	
50,000,000.00	\$0.00	50,000,000.00	01-Feb-16	
50,000,000.00	\$0.00	50,000,000.00	01-Feb-17	
50,000,000.00	\$1,365,000.00	48,635,000.00	01-Feb-18	<u>PAID</u>
48,635,000.00	\$1,525,000.00	47,110,000.00	01-Feb-19	<u>PAID</u>
47,110,000.00	\$1,605,000.00	45,505,000.00	01-Feb-20	<u>PAID</u>
45,505,000.00	\$1,690,000.00	43,815,000.00	01-Feb-21	<u>PAID</u>
43,815,000.00	\$1,775,000.00	42,040,000.00	01-Feb-22	<u>PAID</u>
42,040,000.00	\$1,865,000.00	40,175,000.00	01-Feb-23	<u>PAID</u>
40,175,000.00	\$1,940,000.00	38,235,000.00	01-Feb-24	
38,235,000.00	\$2,020,000.00	36,215,000.00	01-Feb-25	
36,215,000.00	\$2,125,000.00	34,090,000.00	01-Feb-26	
34,090,000.00	\$2,235,000.00	31,855,000.00	01-Feb-27	
31,855,000.00	\$2,325,000.00	29,530,000.00	01-Feb-28	
29,530,000.00	\$2,420,000.00	27,110,000.00	01-Feb-29	
27,110,000.00	\$2,520,000.00	24,590,000.00	01-Feb-30	
24,590,000.00	\$2,630,000.00	21,960,000.00	01-Feb-31	
21,960,000.00	\$2,765,000.00	19,195,000.00	01-Feb-32	
19,195,000.00	\$2,880,000.00	16,315,000.00	01-Feb-33	
16,315,000.00	\$2,995,000.00	13,320,000.00	01-Feb-34	
13,320,000.00	\$3,130,000.00	10,190,000.00	01-Feb-35	
10,190,000.00	\$3,270,000.00	6,920,000.00	01-Feb-36	
6,920,000.00	\$3,395,000.00	3,525,000.00	01-Feb-37	
3,525,000.00	\$3,525,000.00	0.00	01-Feb-38	

* PRINCIPAL PAYMENTS DUE ANNUALLY ON THE 1st DAY OF FEBRUARY. ACTUALLY PAID EVERY JANUARY

** INTEREST PAYMENTS ARE DUE SEMI-ANNUALLY ON THE 1st DAY OF FEBRUARY AND AUGUST

TOM GREEN COUNTY INDEBTEDNESS

April 2023 Ending Balance

FUND 089 COMBINATION TAX & LIMITED SURPLUS REVENUE CERTIFICATES OF OBLIGATION ,SERIES 2017

Cusip Prefix 889642

PREVIOUS BALANCE OUTSTANDING	PRINCIPAL PAYMENT DUE	CURRENT BALANCE OUTSTANDING	SCHEDULED DUE DATE
9,515,000.00	\$0.00	9,515,000.00	01-Feb-17
9,515,000.00	\$170,000.00	9,345,000.00	01-Feb-18 GJ7 <u>PAID</u>
9,345,000.00	\$305,000.00	9,040,000.00	01-Feb-19 GK4 <u>PAID</u>
9,040,000.00	\$310,000.00	8,730,000.00	01-Feb-20 GL2 <u>PAID</u>
8,730,000.00	\$345,000.00	8,385,000.00	01-Feb-21 GM0 <u>PAID</u>
8,385,000.00	\$355,000.00	8,030,000.00	01-Feb-22 GN8 <u>PAID</u>
8,030,000.00	\$365,000.00	7,665,000.00	01-Feb-23 GP3 <u>PAID</u>
7,665,000.00	\$380,000.00	7,285,000.00	01-Feb-24 GQ1
7,285,000.00	\$395,000.00	6,890,000.00	01-Feb-25 GR9
6,890,000.00	\$415,000.00	6,475,000.00	01-Feb-26 GS7
6,475,000.00	\$430,000.00	6,045,000.00	01-Feb-27 GT5
6,045,000.00	\$445,000.00	5,600,000.00	01-Feb-28 GU2
5,600,000.00	\$500,000.00	5,100,000.00	01-Feb-29 GV0
5,100,000.00	\$510,000.00	4,590,000.00	01-Feb-30 GV0
4,590,000.00	\$525,000.00	4,065,000.00	01-Feb-31 GV0
4,065,000.00	\$540,000.00	3,525,000.00	01-Feb-32 GV0
3,525,000.00	\$555,000.00	2,970,000.00	01-Feb-33 GV0
2,970,000.00	\$570,000.00	2,400,000.00	01-Feb-34 GV0
2,400,000.00	\$585,000.00	1,815,000.00	01-Feb-35 GV0
1,815,000.00	\$600,000.00	1,215,000.00	01-Feb-36 GV0
1,215,000.00	\$615,000.00	600,000.00	01-Feb-37 GV0
600,000.00	\$600,000.00	0.00	01-Feb-38 GW8

TOM GREEN COUNTY INDEBTEDNESS

April 2023 Ending Balance

FUND 089 COMBINATION TAX & LIMITED SURPLUS REVENUE CERTIFICATES OF OBLIGATION, SERIES 2018

Cusip NO. Prefix: 889642

MATURITY SCHEDULE \$7,960,000

\$4,670,000 Serial Certificates

PREVIOUS BALANCE OUTSTANDING	PRINCIPAL AMOUNT DUE	CURRENT BALANCE OUTSTANDING	SCHEDULED DUE DATE	
7,960,000.00	\$0.00	\$7,960,000.00	1-Feb-18	
7,960,000.00	\$160,000.00	\$7,800,000.00	1-Feb-19	GX6 PAID
7,800,000.00	\$250,000.00	\$7,550,000.00	1-Feb-20	GY4 PAID
7,550,000.00	\$265,000.00	\$7,285,000.00	1-Feb-21	GZ1 PAID
7,285,000.00	\$275,000.00	\$7,010,000.00	1-Feb-22	HA5 PAID
7,010,000.00	\$290,000.00	\$6,720,000.00	1-Feb-23	HB3 PAID
6,720,000.00	\$305,000.00	\$6,415,000.00	1-Feb-24	HC1
6,415,000.00	\$320,000.00	\$6,095,000.00	1-Feb-25	HD9
6,095,000.00	\$340,000.00	\$5,755,000.00	1-Feb-26	HE7
5,755,000.00	\$355,000.00	\$5,400,000.00	1-Feb-27	HF4
5,400,000.00	\$375,000.00	\$5,025,000.00	1-Feb-28	HG2
5,025,000.00	\$390,000.00	\$4,635,000.00	1-Feb-29	HH0
4,635,000.00	\$400,000.00	\$4,235,000.00	1-Feb-30	HJ6
4,235,000.00	\$415,000.00	\$3,820,000.00	1-Feb-31	HK3
3,820,000.00	\$430,000.00	\$3,390,000.00	1-Feb-32	HK3
3,390,000.00	\$445,000.00	\$2,945,000.00	1-Feb-33	HK3
2,945,000.00	\$455,000.00	\$2,490,000.00	1-Feb-34	HK3
2,490,000.00	\$470,000.00	\$2,020,000.00	1-Feb-35	HK3
2,020,000.00	\$480,000.00	\$1,540,000.00	1-Feb-36	HK3
1,540,000.00	\$500,000.00	\$1,040,000.00	1-Feb-37	HK3
1,040,000.00	\$510,000.00	\$530,000.00	1-Feb-38	HK3
530,000.00	\$530,000.00	\$0.00	1-Feb-39	HM9

Bank Collateral

LGC Sec. 116.084. INADEQUATE SECURITY. If for any reason the county funds on deposit with the county depository exceed the amount of security pledged, the depository shall immediately pledge additional security with the commissioners court.

Acts 1987, 70th Leg., ch. 149, Sec. 1, eff. Sept. 1, 1987.



Public Funds Collateral Management Team
 333 Market St 31st Floor
 San Francisco, CA 94105-2100
 Phone: 877-479-6603
 publicfundscollateral@wellsfargo.com

PUBLIC FUNDS

STATEMENT PERIOD
 04/01/2023 - 04/30/2023

XNPBFMDTFT 000142 SP 01



TOM GREEN COUNTY
 DIANNA SPIEKER
 112 W BEAUREGARD AVE
 COUNTY TREASURER
 SAN ANGELO, TX 76903-5835

DAILY COLLATERAL REPORT

Date	Deposit Total	FDIC Insurance	Total Deposits Requiring Collateral	Collateral Value	Required Collateral Level	Collateral Value vs. Required Collateral
04/01/2023	27,831,408.75	1,500,000.00	26,331,408.75	31,029,263.61	28,964,549.63	2,064,713.99
04/02/2023	27,831,408.75	1,500,000.00	26,331,408.75	31,029,263.61	28,964,549.63	2,064,713.99
04/03/2023	27,580,654.31	1,500,000.00	26,080,654.31	31,073,688.67	28,688,719.74	2,384,968.93
04/04/2023	27,820,398.20	1,500,000.00	26,320,398.20	31,132,717.52	28,952,438.02	2,180,279.50
04/05/2023	29,373,806.09	1,500,000.00	27,873,806.09	31,187,707.48	30,661,186.70	526,520.78
04/06/2023	27,062,655.64	1,500,000.00	25,562,655.64	32,038,998.62	28,118,921.20	3,920,077.42
04/07/2023	26,531,410.29	1,500,000.00	25,031,410.29	31,993,203.20	27,534,551.32	4,458,651.88
04/08/2023	26,531,410.29	1,500,000.00	25,031,410.29	31,993,203.20	27,534,551.32	4,458,651.88
04/09/2023	26,531,410.29	1,500,000.00	25,031,410.29	31,993,203.20	27,534,551.32	4,458,651.88
04/10/2023	26,066,340.72	1,500,000.00	24,566,340.72	31,930,071.08	27,022,974.79	4,907,096.29
04/11/2023	27,408,136.77	1,500,000.00	25,908,136.77	31,937,049.66	28,498,950.45	3,438,099.21
04/12/2023	27,276,182.19	1,500,000.00	25,776,182.19	31,975,721.22	28,353,800.41	3,621,920.81
04/13/2023	27,347,413.00	1,500,000.00	25,847,413.00	31,973,912.80	28,432,154.30	3,541,758.50
04/14/2023	28,301,593.97	1,500,000.00	26,801,593.97	31,923,375.01	29,481,753.37	2,441,621.64
04/15/2023	28,301,593.97	1,500,000.00	26,801,593.97	31,923,375.01	29,481,753.37	2,441,621.64
04/16/2023	28,301,593.97	1,500,000.00	26,801,593.97	31,923,375.01	29,481,753.37	2,441,621.64
04/17/2023	28,319,153.02	1,500,000.00	26,819,153.02	31,863,834.25	29,501,068.32	2,362,765.93
04/18/2023	28,432,211.34	1,500,000.00	26,932,211.34	31,815,369.13	29,625,432.47	2,189,936.66
04/19/2023	28,283,060.29	1,500,000.00	26,783,060.29	31,688,080.66	29,461,366.32	2,226,714.34
04/20/2023	28,761,389.17	1,500,000.00	27,261,389.17	31,752,279.95	29,987,528.09	1,764,751.86
04/21/2023	27,626,040.35	1,500,000.00	26,126,040.35	31,748,425.19	28,738,644.39	3,009,780.81
04/22/2023	27,626,040.35	1,500,000.00	26,126,040.35	31,748,425.19	28,738,644.39	3,009,780.81
04/23/2023	27,626,040.35	1,500,000.00	26,126,040.35	31,748,425.19	28,738,644.39	3,009,780.81
04/24/2023	27,410,394.88	1,500,000.00	25,910,394.88	31,850,342.76	28,501,434.37	3,348,908.39
04/25/2023	27,387,138.84	1,500,000.00	25,887,138.84	31,929,325.32	28,475,852.72	3,453,472.60
04/26/2023	27,230,953.80	1,500,000.00	25,730,953.80	31,911,424.92	28,304,049.18	3,607,375.74
04/27/2023	26,340,063.42	1,500,000.00	24,840,063.42	31,869,319.30	27,324,069.76	4,545,249.54
04/28/2023	26,971,112.37	1,500,000.00	25,471,112.37	31,883,614.15	28,018,223.61	3,865,390.54
04/29/2023	26,971,112.37	1,500,000.00	25,471,112.37	31,883,614.15	28,018,223.61	3,865,390.54
04/30/2023	26,971,112.37	1,500,000.00	25,471,112.37	31,908,361.51	28,018,223.61	3,890,137.90

XNPBFMDTFT 000142 NNNNNNNNNNN NNN NNN 001 002 000487 20153504.1

30



BNY MELLON

Broker/Dealer Services
101 Barclay Street, 4th Floor East
New York, NY 10286

Date: 04/28/23

000878 XBGSCD71
ATTN: DIANNA SPIEKER - TREASURER
TOM GREEN COUNTY
113 W BEAUREGARD
SAN ANGELO TX 76903

Account Id: WUB512

Tax Id Number: 756001184

This advice is supplied as part of the Tri-Party Collateral agreement among the Customer, Wells Fargo Bank, N.A. and The Bank of New York Mellon. Any questions should be directed to Vinnette Frater, Senior Associate, BDS/Tri-Party Services, (973)569-2411.

As agent we confirm the following collateralized deposit information received from Wells Fargo Bank, N.A. as of close of business the last business day of the month.

Date: 04/28/23

The collateral segregated on your behalf on 04/28/23 is as follows:

CUSIP	DESCRIPTION	QUANTITY	MARKET VALUE
3140XCFZ6	FNMA FNMS 3.500% 03/01/48	11,541,766.00	6,595,615.04
36179XHY5	GNMA G2SF 4.500% 10/20/52	1,252,941.00	1,212,150.48
36179XLH7	GNMA G2SF 5.000% 11/20/52	774,469.00	762,126.84
495289Y20	KING CNTY WASH 4.000% 07/01/45	23,000,000.00	23,299,460.00
TOTAL MKT VALUE			31,869,352.37

37

